

# Relieva Balloon Sinuplasty™ Devices

## What are Relieva Balloon Sinuplasty™ devices?

Relieva Balloon Sinuplasty™ devices are FDA-cleared, catheter-based technologies specifically designed to navigate the tortuous sinus anatomy. The Relieva® Sinus Balloon system is used to open the blocked sinus ostium, and in many cases, without tissue or bone removal. Using the Relieva Sinus Balloon system, the blocked sinus ostium is gently dilated restoring normal sinus drainage and function.

## What types of doctors use Relieva Balloon Sinuplasty™ devices?

Otolaryngologist qualified on the Relieva Balloon Sinuplasty™ system of products. To locate a doctor qualified on the the Relieva Balloon Sinuplasty™ devices, visit [www.acclarent.com](http://www.acclarent.com).

## Are the products currently available?

All products (Relieva® Sinus Access and Sinus Balloon products) are cleared by the FDA and available for human use.

## What are the benefits of using Relieva Balloon Sinuplasty™ devices?

**Safe and effective** – While use of any surgical instrument involves some risk, studies demonstrate that the Relieva Balloon Sinuplasty™ system is safe and effective in relieving symptoms of sinusitis.<sup>1</sup>

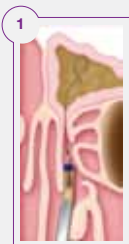
**Minimally invasive** – The technology uses small, soft, flexible devices introduced entirely through the nostrils. These devices gently open blocked sinuses.

**Reduced bleeding** – In many cases, no tissue or bone is removed during surgery using this technology, because of this there may be reduced bleeding. As a result, the need for uncomfortable nasal packing may also be eliminated.

**Fast recovery time** – While recovery time varies with each patient, some patients have been known to return to normal activities within 24 hours.

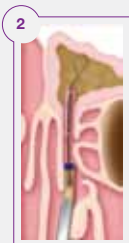
**Does not limit treatment options** – The Relieva Balloon Sinuplasty™ technology is an endoscopic tool and may be used with other medical therapies and/or surgical techniques. It does not limit future treatment options if a patient has progressive disease.

## Relieva Balloon Sinuplasty™ Technology



### Step 1: Gain Access to the Sinus

To gain initial sinus access, the sinus guide catheter is introduced into the nasal cavity to target the sinus ostia under endoscopic visualization. The sinus guidewire or the sinus illumination system is introduced through the sinus guide catheter and gently advanced into the target sinus.



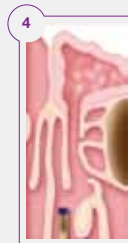
### Step 2: Inflate Balloon Across Ostium

The sinus balloon catheter is introduced over the sinus guidewire or sinus illumination system and positioned across the blocked ostium. The position of the sinus balloon catheter is confirmed and the balloon is gradually inflated to open and remodel the narrowed or blocked ostium.



### Step 3: Remove Balloon and Irrigate Sinus

The sinus balloon catheter is then deflated and removed. The irrigation catheter is advanced over the sinus guidewire or sinus illumination system into the target sinus. The sinus is then irrigated, flushing tenacious sinus contents - like pus and mucus.



### Step 4: Remove System

The irrigation catheter is removed, leaving the ostium open and the sinus cleared of mucus allowing the return of sinus drainage. There is little to no disruption to mucosal lining.

For more information, call your Acclarent representative or visit [www.acclarent.com](http://www.acclarent.com).

1. Long-term Outcomes of Balloon Catheter Sinusotomy. Otolaryngol Suppl 2008.

**Acclarent™**

Shaping the Future of ENT Care™

Acclarent, Inc.  
1525-B O'Brien Drive  
Menlo Park, CA 94025 U.S.A.

Toll Free: 1-877-SPLASTY  
(1-877-775-2789)  
Main: 1-650-687-5888

Fax: 1-650-687-5889  
Email: [info@acclarent.com](mailto:info@acclarent.com)  
[www.acclarent.com](http://www.acclarent.com)

©2005-2009 Acclarent, Inc. All rights reserved. Acclarent, Balloon Sinuplasty, and Relieva are trademarks of Acclarent, Inc.

All images are graphic representations only.

MKT00611 Rev. F